



TRAILERED BOATS: HOW TO PREVENT THE SPREAD OF INVASIVE AQUATIC SPECIES




INCLUDES SKI AND WAKE BOATS, FISHING BOATS, SAILING DINGHIES, CANOES, KAYAKS, WINDSURFERS AND SUPS



After every trip:

- Clean and remove weed, biofouling
- Flush and drain engine
- Clean and rinse hull
- Clean, rinse and drain all lockers, bilges, ballast tanks (wake boats)
- Clean all hull and deck fittings



Check, Clean and Dry Equipment:

- Paddles, fishing rods, hollow masts and booms
- Sails, covers
- Wetsuits, spray tops, lifejackets, shoes
- Skis, boards
- Trailers



Fishing boats:

- Bait and live wells
- Nets and tackle

Aim to have containment around these activities to contain Invasive Aquatic Species

Keep the local species local, stop aquatic hitchhiking
Contain the spread of invasive species –
CHECK CLEAN DRY



Includes ski and wake boats, fishing boats, sailing dinghies, canoes, kayaks, windsurfers and SUPs.

AIM:

Prevent the transfer of Invasive Aquatic Species from one waterway to another.



WHY?

The introduction of Invasive Aquatic Species to a new area can cause significant harm to other marine life, threaten local species and biodiversity, as well as incur costs for boat owners, local business and affect livelihoods.



KEY MESSAGE:

Check, Clean, Dry.



Check – most boats / craft have niche areas where water, and therefore marine species can remain out of sight, unless checked.

Clean – the best control is to ensure your vessel is free of all water (other than potable), slime, weed and marine life.

Dry – marine species need water to survive, therefore ensuring all parts of your boat are completely dry for at least 48 hours will prevent the spread of live species.

If your time on the water starts and finishes at a different location or your equipment is not stored in the same outdoor location, after every trip, **CHECK, CLEAN and DRY** the equipment/hull at the location you have been on the water:

- **check** and **clean** any attached biofouling and seaweed from your vessel, anchor, anchor well and trailer, and put in a bin, not back in the water.
 - **check** and **drain** outboard and hull fixtures for water that could harbour potential marine pests (including trimming outboard down to let water out of the gearbox housing)
 - **check** all niche areas – hull fittings, propeller, propeller shaft, deck fittings, any cavities in hull and trailer, especially if changing location.
 - **clean** / rinse the boat inside and out with fresh water, check lockers, bilges, ballast tanks (on wake boats) and drain, especially if changing location. Flush engine cooling system with fresh, clean water and clean strainers.
- **check, clean** and **dry** any equipment used on board such as fishing rods, paddles, lifejackets, hollow masts / boom, sails, covers.
 - **dry** all equipment, the hull and trailer before moving to a different waterway.
 - **dispose** of any biofouling and wastewater, including known Invasive Aquatic Species, in bins or to landfill, in accordance with applicable rules and regulations so that it cannot be returned to the water.
 - For fishing boats – **drain** and **dry** the bait well and live well.

Avoid and reduce: if possible, and without affecting the integrity of the craft, improve access to niche areas to make cleaning and drying easier, and improve drainage.

